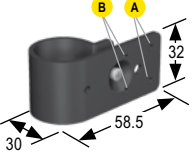
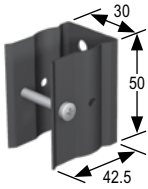
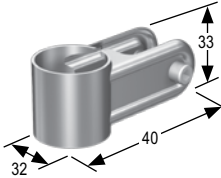
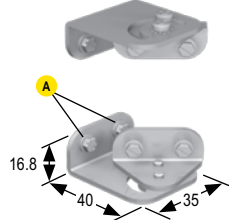








SMBPVA6	SMBPVA7	SMBPVA8	SMBPVA9
 <p style="text-align: center;">All measurements in mm</p>	 <p style="text-align: center;">All measurements in mm</p>	 <p style="text-align: center;">All measurements in mm</p>	 <p style="text-align: center;">All measurements in mm</p>
<p><b>Hole center spacing:</b>  <b>A, B, A to B = 18</b>  <b>Hole size: A = ø 3.2</b></p>	N/A	N/A	<p><b>Hole center spacing: A = 18</b>  <b>Hole size: A = ø 5</b></p>
<ul style="list-style-type: none"> <li>• Set of 4 molded brackets</li> <li>• Brackets clamp onto 28 mm pipe</li> <li>• Request data sheet p/n 64900 for more information</li> </ul>	<ul style="list-style-type: none"> <li>• One-piece bracket for mounting to 28 mm diameter pipe</li> <li>• Black-painted steel</li> <li>• Requires SMBPVA..C for mounting at an angle ±90°</li> </ul>	<ul style="list-style-type: none"> <li>• Heavy-duty 2-part bracket mounts to 28 mm diameter pipe</li> <li>• Cold-rolled steel with zinc finish</li> <li>• Requires SMBPVA..C for mounting</li> </ul>	<ul style="list-style-type: none"> <li>• Pair of 2-piece swivel brackets</li> <li>• Mount directly to sensor or to PVD/PVA protective brackets</li> <li>• Designed for mounting sensor to "look down"</li> </ul>
<b>Back Mount</b>	<b>Bracket-to-Bracket</b>	<b>Bracket-to-Bracket</b>	<b>Back Mount</b>
 <p>Used with</p>	 <p>Used with</p>	 <p>Used with</p>	 <p>Used with</p>
PVA PVD EZ-LIGHT TL30F	PVA* PVD* SMBPVA5C SMBPVA10C	PVA* PVD* SMBPVA5C SMBPVA10C	PVA PVD EZ-LIGHT TL30F
<b>Bracket-to-Bracket</b>	*Sensor must be mounted to SMBPVA..C bracket. (sold separately)		<b>Bracket-to-Bracket</b>
 <p>Used with</p>			 <p>Used with</p>
SMBPVA.. SMBPVA..A SMBPVA..AB	SMBPVD..A SMBPVD..AB		SMBPVA.. SMBPVA..A SMBPVA..AB
			SMBPVD...A SMBPVD...AB

